3onedata
Make network communication more reliable

IES7110 Series

DIN-Rail Mounting or Wall Mounting

10-port 100M/Gigabit Layer 2 Unmanaged Industrial Ethernet Switch

- Support 2/3 gigabit fiber ports(SFP slots), 7/8 100M fiber or copper ports optional
- Adopt SW-Ring patent technology, support single ring, coupling ring, chain, Dual-homing, automatic recovery time of network failure < 20ms
- Support dual power supply, input voltage: 12~48VDC
- Support -40~75℃ wide operating temperature range

Industrial Grade

RPS

Introduction

IES7110 series are 10-port 100M/gigabit layer 2 managed industrial Ethernet switches. This series include five types of products and provide 100M copper ports, 100M fiber ports, gigabit copper ports and gigabit SFP slots, and adopt DIN-Rail or wall mounting which can meet the requirements of different scenes.

Network management system supports various network protocols and industrial standards, such as STP/RSTP, 802.1Q VLAN, QoS, IGMP Static Multicast, Port Trunking, Port Mirroring, etc. It also possesses complete management functions, including Port Configuration, Port Statistics, Access Control, Network Diagnosis, Rapid Configuration, Online Upgrading and so on. Moreover, it supports CLI, WEB, Telnet, SNMP and other access modes. It can provide users with good experience via friendly design of network management system interface, simple and convenient operation.

The input power supply is two independent power supply circuits which can ensure the normal operation of the device when one power supply fails. DIP switch can instantly restore factory defaults. When power supply or port has link failure, ALARM indicator will be bright and send out alarm, meanwhile, alarm device connected to the relay will send out alarm for rapid scene troubleshooting. Hardware adopts fanless, low power consumption, wide temperature and voltage design and has passed rigorous industrial standard tests, which can suit for the industrial scene environment with harsh requirements for EMC. It can be widely used in smart grid, railway transportation, smart city, safe city, new energy, aerospace, intelligent manufacturing, military project and other industrial fields.

Features and Benefits

- SNMPv1/v2c is used for network management of various levels
- Port mirroring can conduct data analysis and monitoring, which is convenient for online debugging
- QoS supports real-time traffic classification and priority setting
- File management is convenient for rapid configuration and online upgrade of the device
- Port statistics can be used for the port real time traffic statistics
- User password can conduct user hierarchical management to improve the device administrative security
- Relay alarm is convenient for troubleshooting of construction site
- Storm suppression can restrain broadcast, unknown multicast and unknown unicast
- VLAN can simplify the network planning
- Port trunking can increase network bandwidth and the reliability of network connection to achieve optimal bandwidth utilization
- Bandwidth management and flow control can reasonably distribute network bandwidth, preventing unpredictable network status

- IGMP-snooping and static multicast can be used for filtering multicast traffic to save the network bandwidth
- SW-Ring and STP/RSTP can achieve network redundancy, preventing network storm

Dimension

Unit:mm

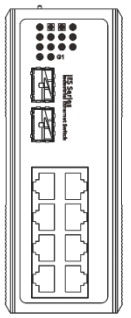

IES7110-2GS

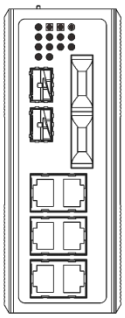

IES7110-2GS-2F

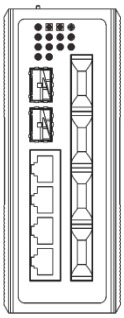

IES7110-2GS-4F

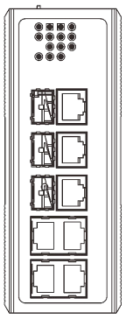

IES7110-3GS

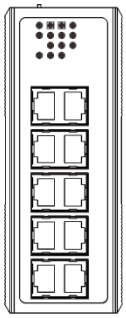

IES7110-3GT

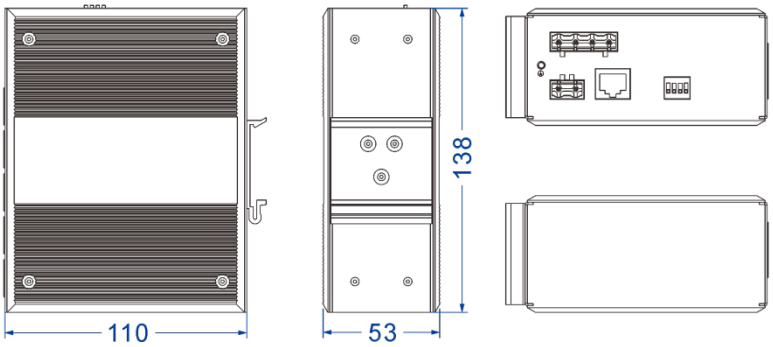

Specification

Standard & Protocol	IEEE 802.3 for 10Base-T IEEE 802.3u for 100Base-TX and 100Base-FX IEEE 802.3z for 1000Base-X IEEE 802.3ab for 1000Base-T IEEE 802.3x for Flow Control IEEE 802.1D for Spanning Tree Protocol IEEE 802.1w for Rapid Spanning Tree Protocol IEEE 802.1Q for VLAN IEEE 802.1p for CoS
Management	SNMP v1/v2c Centralized Management of Equipment, Port Mirroring, QoS, DHCP Client, File Management, Port Statistics

Security	Classification of User Permissions, Port Alarm and Power Supply Alarm
Switch Function	802.1Q Vlan, Static Port Aggregation, Bandwidth Management, Flow Control
Unicast / Multicast	Static Multicast , IGMP-Snooping
Redundancy Protocol	SW-Ring, STP/RSTP
Interface	100M copper port: 10/100Base-T(X), RJ45, Automatic Flow Control, Full/Half Duplex Mode, MDI/MDI-X Autotunning Gigabit copper port: 10/100/1000Base-T(X), RJ45, Automatic Flow Control, Full/half Duplex Mode, MDI/MDI-X Autotunning 100M fiber port: 100Base-FX, SC/ST/FC optional SFP slot: 1000Base-SFP Console port: CLI command line management port (RS-232), RJ45 Alarm port: 2-pin 7.62mm pitch terminal blocks, support 1 relay alarm output
LED Indicator	Running Indicator, Port Indicator, Power Supply Indicator, Alarm Indicator
Switch Property	Transmission mode: store and forward MAC address: 8K Packet buffer size: 1Mbit Backplane bandwidth: 7.6G Switch time delay: <10μs
Power Requirement	12~48VDC, 4-pin 7.62mm pitch terminal blocks dual power supply redundancy, non-polarity, reverse connection protection
Power Consumption	

Model	No-load(@24VDC)	Full-load(@24VDC)
IES7110-2GS	2.23W	5.49W
IES7110-2GS-2F	5.08W	7.94W
IES7110-2GS-4F	6.14W	9.05W
IES7110-3GS	2.62W	7.18W
IES7110-3GT	4.15W	9.24W

Environmental Limit	Operating temperature range: -40~75℃ Storage temperature range: -40~85℃ Relative humidity: 5% ~ 95% (no condensation)

Physical Characteristic	Housing: IP40 protection, metal Installation: DIN-Rail mounting or wall mounting Dimension (W x H x D): 53mm×138mm×110mm Weight: ≤790g
Industrial Standard	IEC 61000-4-2 (ESD), Level 4 ● Air discharge: ±15kV ● Contact discharge: ±8kV IEC 61000-4-4 (EFT), Level 4 ● Power supply: ±4kV ● Ethernet port: ±2kV ● Relay: ±4kV IEC 61000-4-5 (Surge), Level 4 (excludes IES7110-3GS) ● Power supply: common mode±4kV, differential mode±2kV ● Ethernet port: ±2kV ● Relay: common mode±4kV, differential mode±2kV IEC 61000-4-5 (Surge), Level 3 (IES7110-3GS) ● Power supply: common mode±2kV, differential mode±1kV ● Ethernet port: ±2kV ● Relay: common mode±2kV, differential mode±1kV Shock: IEC 60068-2-27 Free fall: IEC 60068-2-32 Vibration: IEC 60068-2-6
Certification	CE, FCC, RoHS
Warranty	5 years

Ordering Information

Available Models	Gigabit SFP Slot	Gigabit Copper Port	100M Copper port	100M Fiber port	Power Supply Range
IES7110-2GS	2	—	8	—	12~48VDC dual power supply
IES7110-2GS-2F	2	—	6	2	
IES7110-2GS-4F	2	—	4	4	
IES7110-3GS	3	—	7	—	
IES7110-3GT	—	3	7	—	

Address: 3/B, Zone 1, Baiwangxin High Technology Industrial Park, Song Bai Road, Nanshan District, Shenzhen, 518108, China
TEL.: +86-755-26702668 ext 835 FAX: +86-755-26703485
E-mail: ics@3onedata.com
Website: www.3onedata.com

Please scan our QR code for more details

*Product pictures and technical data in this datasheet are only for reference. Updates are subject to change without prior notice. The final interpretation right is reserved by 3onedata.