3onedata
Make network communication more reliable

IPMC101 Series

DIN-Rail Mounting or Wall Mounting

2-port 100M Unmanaged Industrial PoE Fiber Converter

- Support 1 100M fiber port or SFP slot, and 1 100M PoE copper port
- The maximum power consumption of single port PoE is 30W
- PoE could power device over Ethernet, thus decreasing the cable connection of powered devices
- Input power voltage 48VDC
- Support – 40~75℃ wide operating temperature range

Industrial Grade

Introduction

IPMC101 Series are 2-port 100M unmanaged industrial PoE fiber converters, and the PoE power supply is up to the protocol standard of IEEE 802.3af/at. This series have two products and provide 100M copper ports, fiber ports and PoE copper ports. They adopt DIN-Rail mounting or wall mounting, which can meet the requirements of different scenes.

The DIP switch could implement flow control, jumbo frames and LFP alarm. Hardware adopts fanless, low power consumption, wide temperature and voltage design and has passed rigorous industrial standard tests, which can suit for the industrial scene environment with harsh requirements for EMC. It can be widely used in smart grid, railway transportation, smart city, safe city, new energy, aerospace, intelligent manufacturing, military project and other industrial fields.

Dimension

Unit:mm

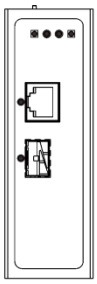

IPMC101-1S-POE

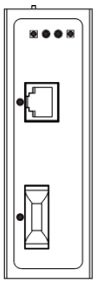

IPMC101-F-POE

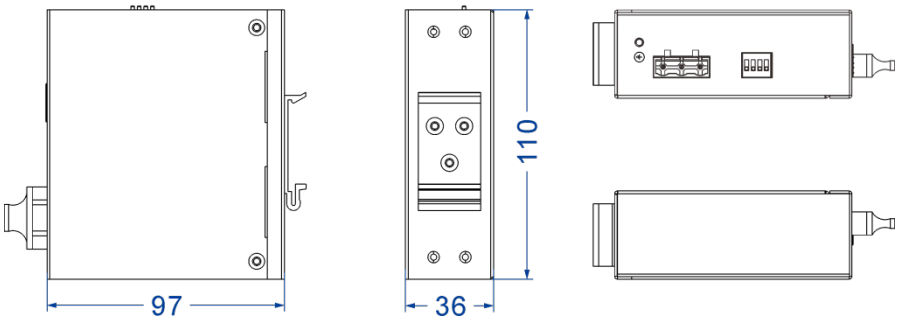

Specification

Standard & Protocol	IEEE 802.3 for 10Base-T IEEE 802.3u for 100Base-TX and 100Base-FX IEEE 802.3x for Flow Control IEEE 802.3af for PoE IEEE 802.3at for PoE+
PoE	The maximum power consumption of PoE port: 30W The power supply pin of PoE: V+, V+, V-, V- correspond to Pin 1, 2, 3, 6
Interface	Copper port: 10/100Base-T(X), RJ45, Automatic Flow Control, Full/half Duplex Mode, MDI/MDI-X Autotunning Fiber port: 100Base-FX, SC/ST/FC optional
LED Indicator	Running Indicator, Port Indicator, Power Supply Indicator, PoE Indicator, LFP Indicator
Switch Property	Transmission mode: store and forward MAC address: 2K Packet buffer size: 1Mbit Backplane bandwidth: 1.6G Switch time delay: <10μs
Power Requirement	48VDC (44~55VDC), 3-pin 7.62mm pitch terminal blocks reverse polarity protection
Power Consumption	

Model	No-load (@48VDC)	Full-load (@48VDC)
IPMC101-F-POE	1.63W	18.93W
IPMC101-1S-POE	1.97W	18.62W

Environmental Limit	Operating temperature: -40~75℃ Storage temperature: -40~85℃ Relative humidity: 5% ~ 95% (no condensation)
Physical Characteristic	Housing: IP40 protection, metal Installation: DIN-Rail mounting or wall mounting Dimension (W x H x D): 36mm×110mm×97mm Weight:≤390g
Industrial Standard	IEC 61000-4-2 (ESD), Level 2 ● Air discharge: ±4kV ● Contact discharge:±4kV

	IEC 61000-4-4 (EFT), Level 2 ● Power supply: ±1kV ● Ethernet port: ±0.5kV IEC 61000-4-5 (Surge), Level 2 ● Power supply: common mode±1kV, differential mode±0.5kV ● Ethernet port: ±1kV Shock: IEC 60068-2-27 Free fall: IEC 60068-2-32 Vibration: IEC 60068-2-6
Certification	CE, FCC, RoHS
Warranty	5 years

Ordering Information

Available Models	100M Fiber Port	100M SFP Slot	100M POE Copper Port	Power Supply
IPMC101-F-4POE	1	—	1	48VDC
IPMC101-1S-4POE	—	1	1	

Address: 3/B, Zone 1, Baiwangxin High Technology Industrial Park, Song Bai Road, Nanshan District, Shenzhen, 518108, China
TEL.: +86-755-26702668 ext 835 FAX: +86-755-26703485
E-mail: ics@3onedata.com
Website: www.3onedata.com

Please scan our QR code for more details

*Product pictures and technical data in this datasheet are only for reference. Updates are subject to change without prior notice. The final interpretation right is reserved by 3onedata.